


Cable - FLK 50/4X14/EZ-DR/ 100/KONFEK - 2296692


Please be informed that the data shown in this PDF Document is generated from our Online Catalog. Please find the complete data in the user's documentation. Our General Terms of Use for Downloads are valid (<http://phoenixcontact.com/download>)



Round cable set; connection 1: IDC/FLK socket strip (1x 50-position); connection 2: IDC/FLK socket strip (4x 14-position); cable length: 1 m



Key Commercial Data

| | |
|--------------|---|
| Packing unit | 1 pc |
| GTIN |  4 017918 593773 |
| GTIN | 4017918593773 |

Technical data

Dimensions

| | |
|--------|-----|
| Length | 1 m |
|--------|-----|

Ambient conditions

| | |
|---|---|
| Ambient temperature (operation) | -40 °C ... 70 °C (fixed installation) -10 °C ... 70 °C (flexible installation) |
| Ambient temperature (storage/transport) | -40 °C ... 80 °C |
| Maximum altitude | ≤ 2000 m |
| Degree of protection | IP00 ≥ IP54 (Installation location) |

General

| | |
|---|------------------------------|
| Max. permissible operating voltage | 25 V AC 60 V DC |
| Max. current carrying capacity per path | 1 A (50 °C) 0.6 A (70 °C) |
| Nominal operating mode | 100% operating factor |

Cable

| | |
|---------------|-----------------|
| Type of cable | Round cable set |
|---------------|-----------------|

Cable - FLK 50/4X14/EZ-DR/ 100/KONFEK - 2296692

Technical data

Cable

| | |
|---|---|
| Single wires, quantity | 7 |
| Single wire, material | Cu tin-plated |
| Single wire, cross section | 0.14 mm ² |
| Single wire, cross section [AWG] | 26 |
| Wire diameter incl. insulation | 1 mm ±0.03 mm |
| External cable diameter | 6.4 mm ±0.4 mm |
| Shielded | no |
| Halogen-free | no |
| Smallest bending radius, fixed installation | 55 mm |
| Smallest bending radius, movable installation | 104 mm |
| Bending cycles group | 5000 at a radius of ≥ 15x outside diameter |
| Insulation resistance | ≥ 20 MΩ*km (20 °C) |
| Outer sheath, material | Semi-rigid PVC |
| External sheath, color | gray |
| Flame resistance | IEC 60332-1-2 (raw cable) |
| | VDE 0842, Part 332-1-2 (raw cable) |
| | IEC 60332-3-22 (raw cable) |
| | UL VW-1 |
| | CSA FT-1 |
| Resistance to oil | can withstand occasional splashes (raw cable) |
| Gasoline resistance | can withstand occasional splashes (raw cable) |

Connection data

| | |
|----------------------------------|----------------------|
| Connection name | Field level |
| Connection in acc. with standard | IEC 60603-13 |
| Connection method | IDC/FLK socket strip |
| Number of connections | 4 |
| Number of positions | 14 |
| Insertion/withdrawal cycles | > 50 |
| Pitch | 2.54 mm |

Connection data 2

| | |
|----------------------------------|----------------------|
| Connection name | Controller level |
| Connection in acc. with standard | IEC 60603-13 |
| Connection method | IDC/FLK socket strip |
| Number of connections | 1 |
| Number of positions | 50 |
| Insertion/withdrawal cycles | > 50 |
| Pitch | 2.54 mm |

Standards and Regulations

| | |
|------------------|---------------------------|
| Flame resistance | IEC 60332-1-2 (raw cable) |
|------------------|---------------------------|

Cable - FLK 50/4X14/EZ-DR/ 100/KONFEK - 2296692

Technical data

Standards and Regulations

| | |
|----------------------------------|---|
| | VDE 0842, Part 332-1-2 (raw cable) |
| | IEC 60332-3-22 (raw cable) |
| | UL VW-1 |
| | CSA FT-1 |
| Resistance to oil | can withstand occasional splashes (raw cable) |
| Gasoline resistance | can withstand occasional splashes (raw cable) |
| Connection in acc. with standard | CUL |
| Designation | Air clearances and creepage distances |
| Standards/regulations | DIN EN 50178 |
| Rated insulation voltage | 63 V |
| Rated surge voltage | 0.6 kV |
| Insulation | Functional insulation |
| Pollution degree | 2 |
| Overvoltage category | II |

Supported controller

| | |
|---------------------|--|
| Controller | SIEMENS S7-1500 |
| - suitable I/O card | 6ES7521-1BL10-0AA0 |
| | 6ES7522-1BL10-0AA0 |
| | 6ES7523-1BL00-0AA0 |
| Controller | SIEMENS S7-400 |
| - suitable I/O card | 6ES7421-1BL01-0AA0 |
| | 6ES7422-1BL00-0AA0 |
| | 6ES7422-7BL00-0AB0 |
| Controller | ALLEN-BRADLEY ControlLogix |
| - suitable I/O card | 1756-IB32 |
| | 1756-OB32 |
| Controller | ALLEN-BRADLEY PLC 5 |
| - suitable I/O card | 1771 IBN |
| | 1771 OBN |
| Controller | HONEYWELL Experion PKS C200 |
| - suitable I/O card | TC-IDD 321 |
| | TC-ODD 321 |
| Controller | SCHNEIDER ELECTRIC Modicon TSX QUANTUM |
| - suitable I/O card | DDI 353 |
| | DDI 853 |
| | DAI 353 |
| | DAI 453 |
| | DDO 353 |
| Controller | SIEMENS S7-300 / ET 200 M |
| - suitable I/O card | CPU 313C-2DP |

Cable - FLK 50/4X14/EZ-DR/ 100/KONFEK - 2296692

Technical data

Supported controller

| | |
|--|--------------------|
| | CPU 314C-2PtP |
| | 6ES7321-1BL00-0AA0 |
| | 6ES7322-1BL00-0AA0 |
| | 6ES7323-1BL00-0AA0 |
| | 6ES7331-7NF00-0AB0 |
| | 6ES7331-7PF01-0AB0 |
| | 6ES7331-7PF11-0AB0 |
| | 6ES7350-2AH01-0AE0 |
| | 6ES7357-4AH01-0AE0 |
| | CPU 314C-2DP |
| | CPU 313C |
| | CPU 313C-2PtP |

Color code

| | |
|---|---|
| Connector 1 = connector 2 (optional) = wire color | IDC/FLK50 (1) = IDC/FLK14-1 (9) = gray |
| | IDC/FLK50 (2) = IDC/FLK14-1 (11) = white-black |
| | IDC/FLK50 (3) = IDC/FLK14-1 (1) = black |
| | IDC/FLK50 (4) = IDC/FLK14-1 (2) = brown |
| | IDC/FLK50 (5) = IDC/FLK14-1 (3) = red |
| | IDC/FLK50 (6) = IDC/FLK14-1 (4) = orange |
| | IDC/FLK50 (7) = IDC/FLK14-1 (5) = yellow |
| | IDC/FLK50 (8) = IDC/FLK14-1 (6) = green |
| | IDC/FLK50 (9) = IDC/FLK14-1 (7) = blue |
| | IDC/FLK50 (10) = IDC/FLK14-1 (8) = violet |
| | IDC/FLK50 (11) = IDC/FLK14-1 (10) = white |
| | IDC/FLK50 (12) = IDC/FLK14-1 (12) = white-brown |
| | IDC/FLK50 (13) = IDC/FLK14-2 (9) = gray |
| | IDC/FLK50 (14) = IDC/FLK14-2 (11) = white-black |
| | IDC/FLK50 (15) = IDC/FLK14-2 (1) = black |
| | IDC/FLK50 (16) = IDC/FLK14-2 (2) = brown |
| | IDC/FLK50 (17) = IDC/FLK14-2 (3) = red |
| | IDC/FLK50 (18) = IDC/FLK14-2 (4) = orange |
| | IDC/FLK50 (19) = IDC/FLK14-2 (5) = yellow |
| | IDC/FLK50 (20) = IDC/FLK14-2 (6) = green |
| | IDC/FLK50 (21) = IDC/FLK14-2 (7) = blue |
| | IDC/FLK50 (22) = IDC/FLK14-2 (8) = violet |
| | IDC/FLK50 (23) = IDC/FLK14-2 (10) = white |
| | IDC/FLK50 (24) = IDC/FLK14-2 (12) = white-brown |
| | IDC/FLK50 (25) = IDC/FLK14-3 (9) = gray |
| | IDC/FLK50 (26) = IDC/FLK14-3 (11) = white-black |
| | IDC/FLK50 (27) = IDC/FLK14-3 (1) = black |

Cable - FLK 50/4X14/EZ-DR/ 100/KONFEK - 2296692

Technical data

Color code

| | |
|--|---|
| | IDC/FLK50 (28) = IDC/FLK14-3 (2) = brown |
| | IDC/FLK50 (29) = IDC/FLK14-3 (3) = red |
| | IDC/FLK50 (30) = IDC/FLK14-3 (4) = orange |
| | IDC/FLK50 (31) = IDC/FLK14-3 (5) = yellow |
| | IDC/FLK50 (32) = IDC/FLK14-3 (6) = green |
| | IDC/FLK50 (33) = IDC/FLK14-3 (7) = blue |
| | IDC/FLK50 (34) = IDC/FLK14-3 (8) = violet |
| | IDC/FLK50 (35) = IDC/FLK14-3 (10) = white |
| | IDC/FLK50 (36) = IDC/FLK14-3 (12) = white-brown |
| | IDC/FLK50 (37) = IDC/FLK14-4 (9) = gray |
| | IDC/FLK50 (38) = IDC/FLK14-4 (11) = white-black |
| | IDC/FLK50 (39) = IDC/FLK14-4 (1) = black |
| | IDC/FLK50 (40) = IDC/FLK14-4 (2) = brown |
| | IDC/FLK50 (41) = IDC/FLK14-4 (3) = red |
| | IDC/FLK50 (42) = IDC/FLK14-4 (4) = orange |
| | IDC/FLK50 (43) = IDC/FLK14-4 (5) = yellow |
| | IDC/FLK50 (44) = IDC/FLK14-4 (6) = green |
| | IDC/FLK50 (45) = IDC/FLK14-4 (7) = blue |
| | IDC/FLK50 (46) = IDC/FLK14-4 (8) = violet |
| | IDC/FLK50 (47) = IDC/FLK14-4 (10) = white |
| | IDC/FLK50 (48) = IDC/FLK14-4 (12) = white-brown |

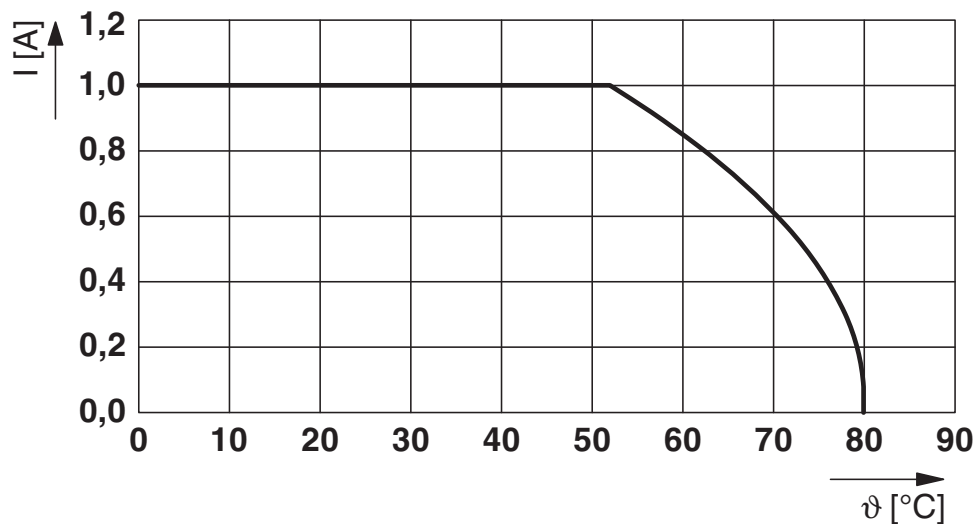
Environmental Product Compliance

| | |
|------------|---|
| China RoHS | Environmentally friendly use period: unlimited = EFUP-e |
| | No hazardous substances above threshold values |

Drawings

Cable - FLK 50/4X14/EZ-DR/ 100/KONFEK - 2296692

Diagram



Maximum permissible current per path in uncoiled state

Classifications

eCl@ss

| | |
|---------------|----------|
| eCl@ss 10.0.1 | 27242220 |
| eCl@ss 11.0 | 27242220 |
| eCl@ss 4.0 | 27060300 |
| eCl@ss 4.1 | 27060300 |
| eCl@ss 5.0 | 27242200 |
| eCl@ss 5.1 | 27242200 |
| eCl@ss 6.0 | 27249200 |
| eCl@ss 7.0 | 27249205 |
| eCl@ss 9.0 | 27242220 |

ETIM

| | |
|----------|----------|
| ETIM 2.0 | EC000237 |
| ETIM 3.0 | EC000237 |
| ETIM 4.0 | EC000237 |
| ETIM 6.0 | EC000237 |
| ETIM 7.0 | EC000237 |

UNSPSC

| | |
|---------------|----------|
| UNSPSC 6.01 | 26121620 |
| UNSPSC 7.0901 | 26121620 |
| UNSPSC 11 | 26121620 |
| UNSPSC 12.01 | 26121620 |
| UNSPSC 13.2 | 26121620 |

Cable - FLK 50/4X14/EZ-DR/ 100/KONFEK - 2296692

Classifications

UNSPSC

| | |
|-------------|----------|
| UNSPSC 18.0 | 26121620 |
| UNSPSC 19.0 | 26121620 |
| UNSPSC 20.0 | 26121620 |
| UNSPSC 21.0 | 26121620 |

Approvals


Approvals


Approvals

UL Listed / cUL Listed / EAC / cULus Listed

Ex Approvals

Approval details

| | | | |
|--------------------|---|---|---------------|
| UL Listed |  | http://database.ul.com/cgi-bin/XYV/template/LISEXT/1FRAME/index.htm | FILE E 238705 |
| Nominal voltage UN | | 125 V | |
| Nominal current IN | | 1 A | |

| | | | |
|--------------------|---|---|---------------|
| cUL Listed |  | http://database.ul.com/cgi-bin/XYV/template/LISEXT/1FRAME/index.htm | FILE E 238705 |
| Nominal voltage UN | | 125 V | |
| Nominal current IN | | 1 A | |

| | | |
|-----|---|-------------------------|
| EAC |  | RU*- DE.HB*35.B00385 |
|-----|---|-------------------------|

| | |
|--------------|---|
| cULus Listed |  |
|--------------|---|

Accessories

Accessories

Cable - FLK 50/4X14/EZ-DR/ 100/KONFEK - 2296692

Accessories

Marker carrier cable

Cable marker carrier - KME - 0807083



Cable marker carrier, white, unlabeled, mounting type: Assembly with cable binders, cable diameter: > 5 mm, lettering field size: 20 mm x 8 mm

Phoenix Contact 2021 © - all rights reserved
<http://www.phoenixcontact.com>

PHOENIX CONTACT GmbH & Co. KG
Flachsmarktstr. 8
32825 Blomberg
Germany
Tel. +49 5235 300
Fax +49 5235 3 41200
<http://www.phoenixcontact.com>