


Inline function terminal - IB IL DALI/MM-PAC - 2700605

Please be informed that the data shown in this PDF Document is generated from our Online Catalog. Please find the complete data in the user's documentation. Our General Terms of Use for Downloads are valid (<http://phoenixcontact.com/download>)



Inline, DALI master, Multi-master-capable, integrated DALI power supply unit, safe electrical isolation, transmission speed in the local bus: 500 kbps, degree of protection: IP20, including Inline connectors and marking fields

Product Description

The terminal is designed for use within an Inline station.

It is a multi-master-capable DALI master and is used to control lights with DALI ballasts according to IEC 62386 (formerly IEC 60929).

Furthermore, the terminal supports multi-master operation for communication with Tridonic MSensors.


For integrated DALI bus supply, the terminal requires a 24 V DC supply. This can be implemented automatically via potential jumper U_M or alternatively via connector 1.

Your advantages

- ✓ DALI master with integrated DALI bus supply
- ✓ Sends and receives 2 and 3-byte DALI commands
- ✓ DALI supply can be switched off
- ✓ Suitable for both single and multi-master operation
- ✓ Safe electrical isolation of the DALI bus
- ✓ DALI bus protected against unintentional connection of mains voltage (up to 250 V AC)
- ✓ Communication via process data



Key Commercial Data

Packing unit	1 pc
GTIN	 4 046356 987103
GTIN	4046356987103

Technical data

Dimensions

Width	48.8 mm
Height	119.8 mm
Depth	71.5 mm
Note on dimensions	Housing dimensions

Inline function terminal - IB IL DALI/MM-PAC - 2700605

Technical data

Ambient conditions

Ambient temperature (operation)	-25 °C ... 55 °C
Ambient temperature (storage/transport)	-25 °C ... 85 °C
Permissible humidity (operation)	10 % ... 95 % (according to DIN EN 61131-2)
Permissible humidity (storage/transport)	10 % ... 95 % (according to DIN EN 61131-2)
Air pressure (operation)	80 kPa ... 106 kPa (up to 2000 m above sea level)
Air pressure (storage/transport)	70 kPa ... 106 kPa (up to 3000 m above sea level)
Degree of protection	IP20

Connection data

Designation	Inline connector
Connection method	Spring-cage connection
Conductor cross section solid min.	0.2 mm ²
Conductor cross section solid max.	1.5 mm ²
Conductor cross section flexible min.	0.08 mm ²
Conductor cross section flexible max.	1.5 mm ²
Conductor cross section AWG min.	24
Conductor cross section AWG max.	16
Stripping length	8 mm

Interfaces

Designation	Inline local bus
Connection method	Inline data jumper
Transmission speed	500 kbps
Designation	DALI
Connection method	Inline connector
Supply voltage	typ. 15 V DC (Bus voltage)
Current carrying capacity	max. 220 mA (Bus load)
Output current with short-circuit	max. 250 mA
Transmission speed	1200 bps
Type of protection	Bus protected up to 250 V AC, maximum

General

Mounting type	DIN rail
Net weight	180 g
Note on weight specifications	with connectors
Diagnostics messages	Yes No I/O error; DALI-specific error at application level

Inline potentials

Designation	Communications power (U _L)
Supply voltage	7.5 V DC (via voltage jumper)
Current consumption	max. 75 mA
Designation	Main circuit supply (U _M)
Supply voltage	24 V DC (via voltage jumper)

Inline function terminal - IB IL DALI/MM-PAC - 2700605

Technical data

Inline potentials

Supply voltage range	19.2 V DC ... 30 V DC (including all tolerances, including ripple)
Current consumption	max. 230 mA
Power consumption	3.5 W (The amount of power dissipation is heavily dependent on the bus activity, which is only influenced by the terminal itself to a limited extent. The maximum power dissipation is reached when other devices occupy the DALI bus with minimum pauses and the terminal itself does not transmit, and at the same time the DALI current of 220 mA is used in full.)

Electrical isolation

Test section	7.5 V supply (bus logic)/24 V supply (I/O), and functional ground (FE) 500 V AC 50 Hz 1 min.
	7.5 V supply (bus logic)/DALI bus 2500 V AC 50 Hz 1 min.
	7.5 V supply (bus logic)/DALI bus (routine test) 1200 V AC 50 Hz 1 min.
	24 V supply (I/O)/DALI bus 2500 V AC 50 Hz 1 min.
	24 V supply (I/O)/DALI bus (routine test) 1200 V AC 50 Hz 1 min.

Standards and Regulations

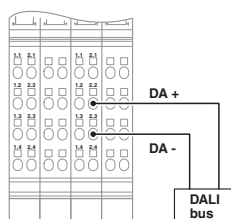
Protection class	III (IEC 61140, EN 61140, VDE 0140-1)
------------------	---------------------------------------

Environmental Product Compliance

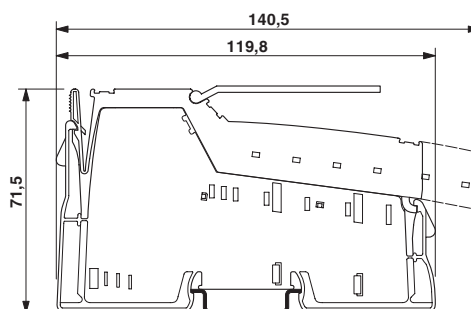
China RoHS	Environmentally friendly use period: unlimited = EFUP-e
	No hazardous substances above threshold values

Drawings

Connection diagram



Dimensional drawing



Classifications

eCl@ss

eCl@ss 10.0.1	27242608
eCl@ss 11.0	27242608
eCl@ss 4.0	27250200
eCl@ss 4.1	27250200

Inline function terminal - IB IL DALI/MM-PAC - 2700605

Classifications

eCl@ss

eCl@ss 5.0	27250200
eCl@ss 5.1	27242600
eCl@ss 6.0	27242600
eCl@ss 7.0	27242608
eCl@ss 9.0	27242608

ETIM

ETIM 4.0	EC001604
ETIM 6.0	EC001604
ETIM 7.0	EC001604

UNSPSC

UNSPSC 13.2	32151602
UNSPSC 18.0	32151602
UNSPSC 19.0	32151602
UNSPSC 20.0	32151602
UNSPSC 21.0	32151602

Accessories

Accessories

Labeling panel

Labeling field - IB IL FIELD 2 - 2727501

Labeling field, width: 12.2 mm



Labeling field - IB IL FIELD 8 - 2727515

Labeling field, width: 48.8 mm



Terminal marking

Inline function terminal - IB IL DALI/MM-PAC - 2700605

Accessories

Insert strip - ESL 62X10 - 0809492



Insert strip, Sheet, white, unlabeled, can be labeled with: Office printing systems: Laser printer, mounting type: insert, lettering field size: 62 x 10 mm, Number of individual labels: 72

Insert strip - ESL 62X46 - 0809502



Insert strip, Sheet, white, unlabeled, can be labeled with: Office printing systems: Laser printer, mounting type: insert, lettering field size: 62 x 46 mm, Number of individual labels: 15

Phoenix Contact 2021 © - all rights reserved
<http://www.phoenixcontact.com>

PHOENIX CONTACT GmbH & Co. KG
Flachsmarktstr. 8
32825 Blomberg
Germany
Tel. +49 5235 300
Fax +49 5235 3 41200
<http://www.phoenixcontact.com>